



LORD OF THE FLIES

BY: WILLIAM GOLDING

Here is your first mission:

(Follow directions carefully!)

As a team, decide on a group name. After deciding on a name, you must draw a picture on the front of your folder which represents your team. This is due _____.

The team with the most creative team name will earn bonus points as well as the team with the most creative picture. Do your best to find the artist in your group, and put your heads together to come up with the most creative team name. (Hint: it usually helps to relate your team name to the book in some way.)

GOOD LUCK

Literary analysis for *Lord of the Flies*

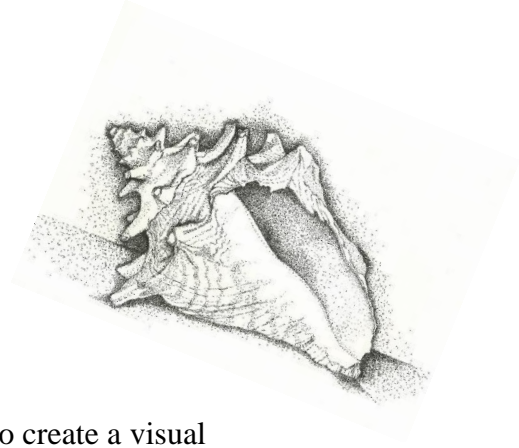

Understanding Characterization. Characterization is the act of creating and developing a character. A writer can use direct characterization when stating or describing a character's traits.

Indirect characterization is when an author shows a character's personality through his or her actions, thoughts, feelings, and words, or through another character's observations and reactions.

Indirect characterization relies on the reader to put together the clues in order to figure out the character's personality. It is important to remember that characterization relies upon the character's traits and not upon him or her physical appearance.

Complete the chart below with each character's physical description, the traits he demonstrates at the beginning of the novel, and changes (if any) the character exhibits as he moves through the story.

Character	Physical Description	Early Traits	Changes
Ralph			
Jack			
Piggy			
Simon			
Roger			
Sam and Eric			



Understanding Symbolism.

We have completed the symbolism chart as we read. Now, you need to create a visual representation of at least **7 of the symbols listed below**.

Symbols:

The conch shell

Piggy's specs

The "Scar"

The Beast

Lord of the Flies

The signal fire

The War Paint

Ralph

Jack

Piggy

Simon

Roger

Castle Rock

You cannot use images from the two movies. You must draw or create **YOUR OWN** image. You can draw, paint, or sculpt portraits. You can make a shadow box with the symbols included. Be creative. Do not just "stick" pictures on a poster.

Group Name: _____

Here is your mission:

Chapter 2

1. Turn to page 44 in the *Lord of the Flies* book
2. On this paper, write down the definitions of the terms.
3. Next, find the following examples of figurative language on page 44 starting with the first long paragraph beginning, “smoke was rising here and there...” Write your examples in the chart on the following page.
4. Make sure your group name is at the top of this paper in the center and each member’s name is written in the right upper corner.

Personification: (write four examples)

Definition:

Simile: (Write two examples)

Definition:

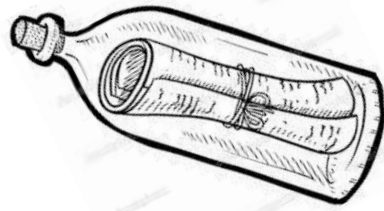
Imagery: (Write one example)

Definition:

Personification

Simile

Imagery



Lord of the Flies—Piggy’s letter home

Here is your mission:

Pretend you are Piggy. Write a letter home to “Auntie” telling her what is going on with all of the boys on the island. Be sure to explain how you are feeling at this moment. Make up an address for both the island and your auntie back home. Remember, the boys are not from the United States. Be creative and use the correct letter format (heading, inside address, salutation, body, closing, signature). The most creative letter, with the correct format, and the best understanding of the novel will win bonus points. These are due at the beginning of the next class period. Begin your rough draft on this paper right now. Good Luck!

“We Ought to Draw a Map...”

Your mission is to create a map of the island that our little British friends have inhabited. The following instructions will serve as your guidelines:

- 1) The map must be minimum of 2' x 1' (Two feet by 1 foot) There is ONE exception to that rule which is food related. **YOU MUST GET PERMISSION FIRST.**
- 2) Be creative with your choice of medium (some ideas are—markers, paint, pencils, chalk, pasta, play-doh, leaves, food, etc.)
- 3) You **MUST** have a key with symbols explaining your map.
- 4) Your map must have 16 of the 20 following items:

- | | | |
|-----------------------------------|---|-----------------------|
| _____ *The Scar | _____ *Where the conch is found | _____ *Huts |
| _____ *The forest | _____ *Lord of the Flies | _____ *Castle Rock |
| _____ *Ralph's Camp | _____ *Jack's Camp | _____ *The ocean |
| _____ *Waterfalls | _____ *Location of the dead parachutist | |
| _____ *Location of Piggy's demise | _____ *The lagoon | _____ *Fire Mtn. |
| _____ *Location of Simon's demise | _____ *Palm Trees | _____ *Coral Reefs |
| _____ *Simon's nature area | _____ *Bathing Pool | _____ *Granite Cliffs |

EXTRA Credit for ALL 20

**Keep in mind the SHAPE of the island also.

You should refer to Chapter One for valuable information on the description of the island. You will be required to present your map to the class and explain why you placed locations where you did. Have fun with the project; use your imagination and creativity!!



Quotations from Lord of the Flies

Themes in literature are the main issues an author wishes to address through his work. Often this is done through characters' speeches. Identify the speaker for each of the following quotations, as well as to whom the words were spoken. Then explain the message the author hopes to communicate with these words. Be sure to use a minimum of five (5) complete sentences using a variety of sentence structures.

1. "Which is better, law and rescue, or hunting and breaking things up?"

Speaker: _____ To Whom?: _____

2. "I'm not going to play anymore. Not with you."

Speaker: _____ To Whom?: _____

3. "I was talking about smoke! Don't you want to be rescued? All you can talk about is pig, pig, pig!"

Speaker: _____ To Whom?: _____

4. "Fancy thinking the Beast was something you could hunt and kill."

Speaker: _____ To Whom?: _____

5. "They're going to hunt you tomorrow."

Speaker: _____ To Whom?: _____



6. “I agree with Ralph. We’ve got to have rules and obey them. After all, we’re not savages. We’re English, and the English are best at everything. So we’ve got to do the right things.”

Speaker: _____ To Whom?: _____

7. “I know there isn’t no beast—not with claws and all that, I mean—but I know there isn’t no fear either...Unless--...Unless we get frightened of people.”

Speaker: _____ To Whom?: _____

8. “If you’re hunting sometimes...you can feel as if you’re not hunting, but—being hunted, as if something’s behind you all the time in the jungle.”

Speaker: _____ To Whom?: _____



Newsletter:

1. Create a Newsletter using Microsoft Publisher.
2. You must cover the following information:
 - A. Discovery of the conch
 - B. The tale of the Beastie (from a littlun point of view)
 - C. Disappearance of the boy with the mulberry-colored birthmark
 - D. Hunting pointers from Jack
 - E. Retelling of a pig hunt from one of Jack's hunters
 - F. Sighting of the ship
 - G. Sighting of the Beast by Samneric
 - H. The search for the Beast by Ralph, Jack, Simon, and Roger
 - I. Simon's Illness
 - J. Discovery of the Beast from Simon's point of view
 - K. The Lord of the Flies, according to Simon
 - L. Simon's Death
 - M. Piggy's Death
 - N. Ralph's night alone on the island
 - O. Rescue
3. You must use all the topics above. However, you may submit an alternate topic for my approval for 3 of the stories.
4. Be aware of the voice you are using to write the stories. Try to use creative perspectives.





The Cookbook

1. Create a cookbook using Microsoft Publisher
2. You must create a name
3. You must have 5 categories: appetizers, meats, fish and shellfish, side dishes, and desserts.
4. You must have at least 3 recipes per category.
5. Remember that a recipe has an ingredient list, preparation instructions, and instructions on how to cook the dishes.
6. You can **ONLY** use ingredients that would be typically found on the island.
7. If you have 5 or more per category, you can earn bonus points.

